

Union

Model : A010

Spec. sheet no. AD00-01

Service intended

It is used for adapting size of the pressure tap which is different from the size of the pressure instrument thread.

Standard features

Max. working pressure

Brass : Up to 25 MPa at 20 °C, G½"

Stainless steel : Up to 40 MPa at 20 °C, G½"

ASME B1.1 Appendix B

Max. working temperature : -10 to 120 °C



※ This product's Max. working temperature could be varied depending on its working pressure and temperature.

Main order

Ordering information

1. Base model

A010 Union

2. Unused character

A None

3. Material

A Brass
C 304SS
D 316SS
F 316L SS
G 304L SS
V PVC
Z Other

4. Gauge connection size

0 ¼"
1 ⅜"
2 ½"
3 ⅝"
4 ¾"
5 ⅞"
9 Other

5. Gauge connection type

A PF (F) **D** UNF
B PT (F) **E** NPT (M)
C NPT (F) **Z** Other

6. Process connection size

A ⅛"
B ¼"
C ⅜"
D ½"
E ¾"
F 1"
G ⅞"
Z Other

7. Process connection type

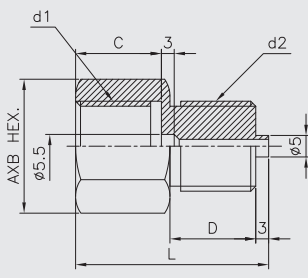
G PF (M) **N** S.W
H PT (M) **C** NPT (F)
J NPT (M) **Z** Other
K UNF

8. Unused character

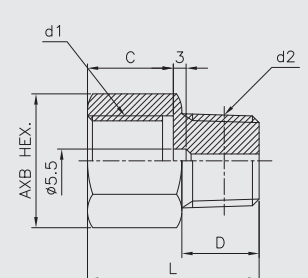
A0000 With vent cock plug

1	2	3	4	5	6	7	8	Sample ordering code
A010	A	A	0	A	A	G	A0000	

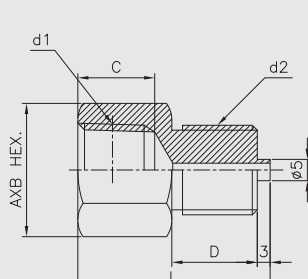
A010 : Type of mounting



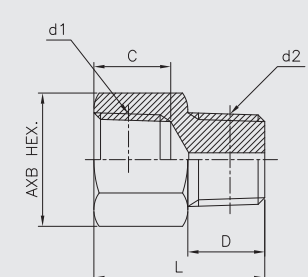
d1	d2	d1 x d2	L	C	D	AXB HEX.	Ordering code (7th and 10th characters)
PF1/4	PF1/4	PF1/4 X PF1/4	40	16	16	19X21.9	0ABG
PF1/4	PF3/8	PF1/4 X PF3/8	41	16	18		0ACG
PF1/4	PF1/2	PF1/4 X PF1/2	43	20	20		22X25.4
PF3/8	PF1/4	PF3/8 X PF1/4	41	16	16	22X25.4	1ABG
PF3/8	PF3/8	PF3/8 X PF3/8	43	18	18		1ACG
PF3/8	PF1/2	PF3/8 X PF1/2	45	20	20		1ADG
PF1/2	PF1/4	PF1/2 X PF1/4	43	16	16	27X31.2	2ABG
PF1/2	PF3/8	PF1/2 X PF3/8	45	20	18		2ACG
PF1/2	PF1/2	PF1/2 X PF1/2	48	20	20		2ADG



d1	d2	d1 x d2	L	C	D	AXB HEX.	Ordering code (7th and 10th characters)	
							NPT TYPE	PT TYPE
PF1/4	(N)PT1/4	PF1/4 X (N)PT1/4	34	14	14	19X21.9	0ABJ	0ABH
PF1/4	(N)PT3/8	PF1/4 X (N)PT3/8	36	16	16		0ACJ	0ACH
PF1/4	(N)PT1/2	PF1/4 X (N)PT1/2	38	18	18		22X25.4	0ADJ
PF3/8	(N)PT1/4	PF3/8 X (N)PT1/4	36	14	14	22X25.4	1ABJ	1ABH
PF3/8	(N)PT3/8	PF3/8 X (N)PT3/8	38	16	16		1ACJ	1ACH
PF3/8	(N)PT1/2	PF3/8 X (N)PT1/2	40	18	18		1ADJ	1ADH
PF1/2	(N)PT1/4	PF1/2 X (N)PT1/4	38	14	14	27X31.2	2ABJ	2ABH
PF1/2	(N)PT3/8	PF1/2 X (N)PT3/8	40	20	16		2ACJ	2ACH
PF1/2	(N)PT1/2	PF1/2 X (N)PT1/2	42	18	18		2ADJ	2ADH



d1	d2	d1 x d2	L	C	D	AXB HEX.	Ordering code (7th and 10th characters)	
							NPT TYPE	PT TYPE
(N)PT1/4	PF1/4	(N)PT1/4 X PF1/4	37	16	16	19X21.9	0CBG	0BBG
(N)PT1/4	PF3/8	(N)PT1/4 X PF3/8	39	14	18		0CCG	0BCG
(N)PT1/4	PF1/2	(N)PT1/4 X PF1/2	41	20	20		22X25.4	0CDG
(N)PT3/8	PF1/4	(N)PT3/8 X PF1/4	39	16	16	22X25.4	1CBG	1BBG
(N)PT3/8	PF3/8	(N)PT3/8 X PF3/8	41	18	18		1CCG	1BCG
(N)PT3/8	PF1/2	(N)PT3/8 X PF1/2	43	20	20		1CDG	1BDG
(N)PT1/2	PF1/4	(N)PT1/2 X PF1/4	43	16	16	27X31.2	2CBG	2BBG
(N)PT1/2	PF3/8	(N)PT1/2 X PF3/8	45	18	18		2CCG	2BCG
(N)PT1/2	PF1/2	(N)PT1/2 X PF1/2	45	20	20		2CDG	2BDG



d1	d2	d1 x d2	L	C	D	AXB HEX.	Ordering code (7th and 10th characters)	
							NPT TYPE	PT TYPE
(N)PT1/4	(N)PT1/4	(N)PT1/4 X (N)PT1/4	34	14	14	19X21.9	0CBJ	0BBH
(N)PT1/4	(N)PT3/8	(N)PT1/4 X (N)PT3/8	36	16	16		0CCJ	0BCH
(N)PT1/4	(N)PT1/2	(N)PT1/4 X (N)PT1/2	38	18	18		22X25.4	0CDJ
(N)PT3/8	(N)PT1/4	(N)PT3/8 X (N)PT1/4	36	14	14	22X25.4	1CBJ	1BBH
(N)PT3/8	(N)PT3/8	(N)PT3/8 X (N)PT3/8	38	16	16		1CCJ	1BCH
(N)PT3/8	(N)PT1/2	(N)PT3/8 X (N)PT1/2	40	18	18		1CDJ	1BDH
(N)PT1/2	(N)PT1/4	(N)PT1/2 X (N)PT1/4	38	14	14	27X31.2	2CBJ	2BBH
(N)PT1/2	(N)PT3/8	(N)PT1/2 X (N)PT3/8	40	16	16		2CCJ	2BCH
(N)PT1/2	(N)PT1/2	(N)PT1/2 X (N)PT1/2	42	18	18		2CDJ	2BDH