

Hermetically sealed case bimetal thermometer

Model : T112

Spec. sheet no. TD01-03

Service intended

Bimetal thermometer is used for measuring temperature of gas or fluid. It is suitable for measurement, regulation, and direct monitoring for the fluid. It meets the most stringent criteria on resistance to a corrosive atmosphere and exceptional climatic circumstances.



Nominal diameter

65, 75, 100, 125 and 150 mm

Accuracy


±2.0 % of full scale

Temperature element

Coiled bimetal

Working range

Maximum scale value



Standard features

Location of stem

Center back connection, direct

Pointer

Black painted aluminium alloy

Case

Hermetically sealed, 316L SS

Stem

6.0, 6.4, 8.0 and 10.0 mm diameter
304SS, 316SS and 316L SS
Max. Insertion length : 2,000 mm

Cover

Hermetically sealed, 316L SS

Zero adjustment

External

Window

Glass

Stem, process connection

1/4", 3/8", 1/2", 3/4" PT, NPT and PF

Dial

White aluminium with black graduations

Option

±1.0 % of full scale
Not available with diameter 65 mm

Main order

Ordering information

1. Base model

T112 Hermetically sealed case bimetal thermometer

2. Nominal diameter (mm)

- 2 65
- 3 75
- 4 100
- 5 125
- 6 150

3. Type of mounting

- X** Center back connection, direct

4. Stem material

- 0 304SS
- 1 316SS
- 2 316L SS

5. Stem, process connection

- A None
- C 1/4"
- D 3/8"
- E 1/2"
- F 3/4"
- G 1½S (Only available with sanitary)
- H 2S (Only available with sanitary)
- I 2½S (Only available with sanitary)

6. Stem connection type (CF: Compression fitting)

- A None
- B PF
- C PT
- D NPT
- E CF + PT
- F CF + NPT
- G CF + PF
- H MT + PT (Movable thread),
Not available with diameter 50 and 65 mm
- I MT + NPT (Movable thread),
Not available with diameter 50 and 65 mm
- J MT + PF (Movable thread),
Not available with diameter 50 and 65 mm
- S Clamp (Movable thread),
Not available with diameter 50 and 65 mm

7. Stem outer diameter (mm)

- 0 6.0
- 1 6.4
- 2 8.0
- 3 10.0 (Not available process connection, 1/4")

8. Range

- XXX** Refer to scale range table

9. Insertion length

- X** Refer to insertion length table

10. Accessories

- 0 None
- 1 Thermowell
- 2 Special accuracy (±1.0 % of full scale)
- 3 Thermowell and special accuracy

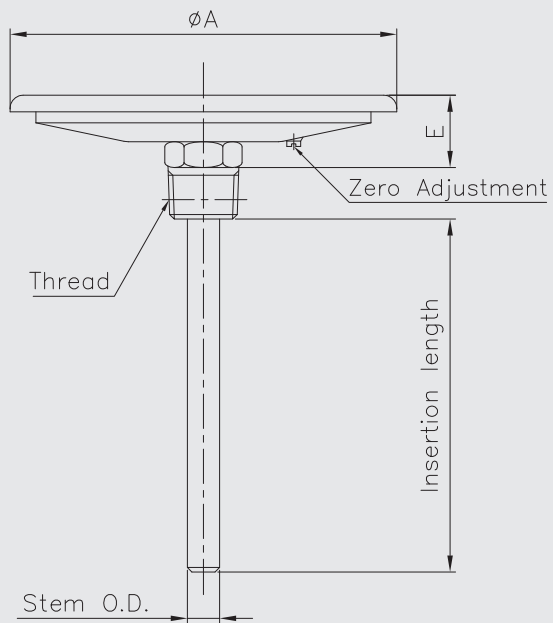
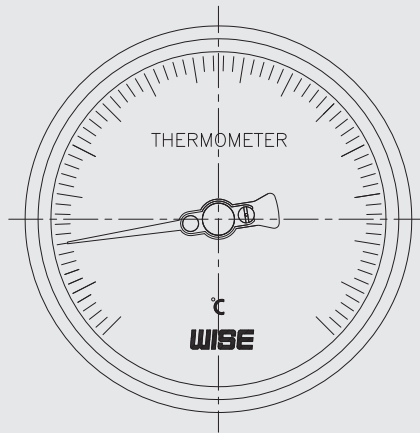
1	2	3	4	5	6	7	8	9	10
T112	6	X	1	E	D	1	XXX	X	1

Sample
ordering code



© WISE Control Inc. All rights reserved. ALL PRODUCT, PRODUCT SPECIFICATIONS AND DATA ARE SUBJECT TO CHANGE WITHOUT NOTICE TO IMPROVE RELIABILITY, FUNCTION OR DESIGN OR OTHERWISE.

T112 : Type of mounting



Dimensions (mm)

Dial Size	A	E±2
65	65	28
75	86	29
100	110	31.5
125	137.2	30.5
150	166.2	30

Scale ranges

Code	Scale range (°C)	Scale spacing (°C)	Minimum stem length (mm)	
			6.0 and 6.4	8.0 and 10.0
032	-50 ~ 50	2	55	50
037	-50 ~ 100	2	45	35
054	-30 ~ 50	2	70	60
059	-30 ~ 100	2	50	45
061	-30 ~ 120	2	45	35
069	-20 ~ 50	2	80	70
074	-20 ~ 100	2	45	45
079	-20 ~ 150	5	40	35
084	-10 ~ 50	1	95	80
099	0 ~ 50	1	110	70
100	0 ~ 60	1	95	80
101	0 ~ 70	2	80	60
102	0 ~ 80	2	70	55
104	0 ~ 100	2	55	50
106	0 ~ 120	2	50	45
109	0 ~ 150	2	45	35
114	0 ~ 200	5	35	35
119	0 ~ 250	5	35	30
124	0 ~ 300	5	35	25
129	0 ~ 350	5	30	25
134	0 ~ 400	5	80	65
144	0 ~ 500	10	70	60
154	0 ~ 600	10	70	60

Insertion length

Code	1	2	3	4	5	6	7	8	9	A	B	C
Length (mm)	50	60	70	80	100	120	130	150	175	200	225	250

Code	D	E	F	G	H	J	K	L	M	N	P
Length (mm)	275	300	350	375	400	450	500	550	1,000	1,500	2,000